



Bitwise Solutions

Power BI Paginated Reports

Singapore SQL PASS Chapter Meetup

Peter Myers

12 May, 2020

Terms of use

All rights reserved © 2020 Bitwise Solutions Pty Ltd

Except as permitted under the Copyright Act of 1976, no part of this document may be reproduced or distributed in any form or by any means, or stored in a database or retrieval system, without the prior written permission of Bitwise Solutions Pty Ltd.

Information in this document, including URL and other Internet web site references, is subject to change without notice. Unless otherwise noted, the companies, organizations, products, domain names, email addresses, logos, people, places, and events depicted herein are fictitious, and no association with any real company, organization, product, domain name, email address, logo, person, place, or event is intended or should be inferred. Complying with all applicable copyright laws is the responsibility of the user. Without limiting the rights under copyright, no part of this document may be reproduced, stored in or introduced into a retrieval system, or transmitted in any form or by any means (electronic, mechanical, photocopying, recording, or otherwise), or for any purpose, without the express written permission of Bitwise Solutions Pty Ltd.

This document reflects current views and assumptions as of the date of development and is subject to change. Actual and future results and trends may differ materially from any forward-looking statements. Bitwise Solutions Pty Ltd assumes no responsibility for errors or omissions in the materials.

THIS DOCUMENT IS FOR INFORMATIONAL AND TRAINING PURPOSES ONLY AND IS PROVIDED "AS IS" WITHOUT WARRANTY OF ANY KIND, WHETHER EXPRESS OR IMPLIED, INCLUDING BUT NOT LIMITED TO THE IMPLIED WARRANTIES OF MERCHANTABILITY, FITNESS FOR A PARTICULAR PURPOSE, AND NON-INFRINGEMENT.

Presenter introduction

Peter Myers

Principal at Bitwise Solutions

BBus, SQL Server MCSE, Data Platform MVP (since 2007)

Experienced in designing, developing and maintaining Microsoft database platform solutions (since 1997)

Focuses on consulting, mentoring and training

Based in Melbourne, Australia

 peter.myers@bitwisesolutions.com.au

 <http://www.linkedin.com/in/peterjsmyers>



Presentation outline

- Paginated reports
- Design reports
- User experience
- When to use paginated reports
- Migrate SSRS reports
- Resources

Paginated reports

Paginated reports

- **Power BI paginated reports** are optimized for printing, or PDF generation
- They provide you with the ability to produce highly formatted, pixel-perfect layouts
- They are:
 - Based on SQL Server Reporting Services (SSRS) Report Definition Language (RDL) reports
 - Ideal for operational reports like sales invoices
 - Developed using Power BI Report Builder
- You can refer to these reports as *pixel-perfect reports*

Paginated reports

Compared to Power BI reports

- **Power BI reports** are optimized for exploration and interactivity
- They present your data using a comprehensive range of ultra-modern visuals
- They are:
 - Ideal for analytic reports, enabling your report users to explore data, and to discover relationships and patterns
 - Developed in the Power BI service, or Power BI Desktop
- You can refer to these reports as *interactive analytic reports*

Power BI vs paginated



Paginated reports

Licensing

- Reports are developed on the desktop using Power BI Report Builder, and this tool is free
- Power BI paginated reports must be published to a workspace on dedicated capacity
 - The **Paginated reports** workload must be enabled
 - The paginated reports workload is available on:
 - Premium P1-P3 SKUs
 - Azure A4-A6 SKUs—for embed or test/dev scenarios only
- Except for the personal workspace, a **Power BI Pro** license is required to publish

Design reports

Design reports

- Report Builder
- Retrieve data
- Parameters (both kinds)
- Data visualization
- Interactivity
- Publication

User experience

User experience

- Consume
- Embed
- Deliver

When to use paginated reports

When to use paginated reports

20 compelling reasons

- Print-ready
- Choice of render formats
- Precision layout
- Dynamic layout
- Render-specific layout
- Per-user layout
- Native queries
- Graphical query designers
- Static datasets
- Data integration
- Parameterization
- Image data
- Custom code
- Flexible grid layouts
- Spatial data types
- Modern gauges
- HTML rendering of text
- Mail merge reports
- Interactivity features
- Subscriptions

Migrate SSRS reports


Migrate SSRS reports

- It is possible to migrate SSRS RDL reports to Power BI
 - It is not possible to migrate KPIs or mobile reports
- You can use the unofficial [RDL Migration Tool](#)
 - Checks for unsupported features
 - Shared data sources, shared datasets, report drillthrough, report parts
 - Converts shared data sources and datasets
 - Publishes reports (that pass checks)
- Or, you can open RDL files in Paginated Report Builder to adjust and publish

Questions?



Resources



Paginated reports in Power BI: FAQ

<https://docs.microsoft.com/power-bi/paginated-reports/paginated-reports-faq>

Power BI guidance docs

<https://docs.microsoft.com/power-bi/guidance/>

When to use paginated reports in Power BI

<https://docs.microsoft.com/power-bi/guidance/report-paginated-or-power-bi>

Supported data sources for Power BI paginated reports


<https://docs.microsoft.com/power-bi/paginated-reports/paginated-reports-data-sources>

Migrate SQL Server Reporting Services reports to Power BI

<https://docs.microsoft.com/power-bi/guidance/migrate-ssrs-reports-to-power-bi>

Resources

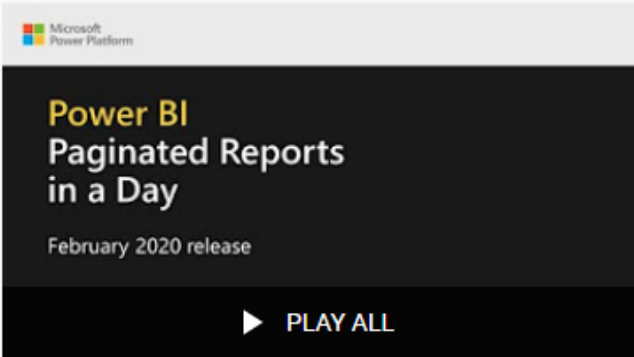
Online course



There's an online course, free of charge!

Check out all 24 videos, including bonus content and a **self-study kit**

<https://aka.ms/priad-online-course>



Microsoft Power Platform

Power BI Paginated Reports in a Day

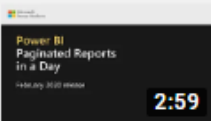
February 2020 release

▶ PLAY ALL

Power BI Paginated Reports in a Day

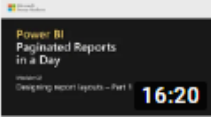
24 videos • 34,653 views • Last updated on Mar 20, 2020

≡ ↗ ↻ ⋮

1  **Power BI Paginated Reports in a Day - 01: Welcome and Course Introduction**
Microsoft Power BI
2:59


2  **Power BI Paginated Reports in a Day - 02: Power BI Reporting - Part 1**
Microsoft Power BI
6:22

3  **Power BI Paginated Reports in a Day - 03: Power BI Reporting - Part 2**
Microsoft Power BI
3:29

4  **Power BI Paginated Reports in a Day - 04: Designing Report Layouts - Part 1**
Microsoft Power BI
16:20

Resources

Virtual training



Bitwise Solutions



We offer a comprehensive range of Power BI training courses

Power BI for the Data Consumer

Power BI for the Business User

Power BI for the Business Analyst

Power BI for the Paginated Report Author

Power BI for the Developer

<https://www.bitwisesolutions.com.au/training>

Virtual training—is an option too! 😊

Resources

Download link for this presentation



You can download this
presentation from:

bit.ly/petermyers_ug_20200512





Bitwise Solutions

Thank you for watching! 😊

www.bitwisesolutions.com.au